

OTIS GENESIS

Start your experience off right



OTIS

630 kg 8 PERS.
2024
73KZ0000



OTIS

Modern living starts here

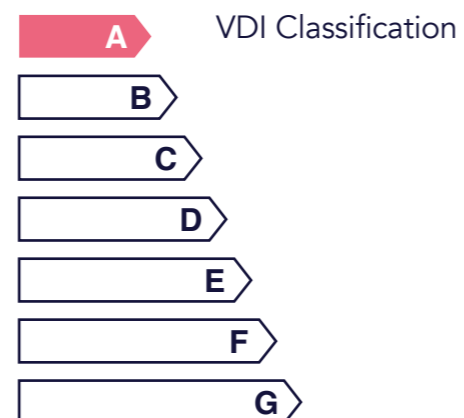
The Otis Genesis has been designed for residential buildings and other segments, taking into account all needs for cost efficient living.

- + MAXIMIZE COMFORT AND SILENT OPERATIONS**
With Otis Gen2® proven technology
- + MAXIMIZE ENERGY EFFICIENCY**
By combining LED lighting, standby-mode and regenerative technology as standard
- + ENHANCE BUILDING DESIGN**
With a wide range of panels and colors, landing doors, control panel and hall fixture options

Genesis offers the essentials of modern elevator technology while optimizing your budget.



Our innovative thinking comes standard in each component for best-in-class results.



320 / 400 / 450 / 525 / 630 / 1000 KG

45 M / 16 STOPS

4 / 5 / 6 / 7 / 8 / 13 PASSENGERS

1 M/S

MAIN TECHNICAL SPECIFICATIONS

Machine roomless	Yes
Motor type	Gearless with permanent magnets
Energy regeneration	Regen drive comes standard
Traction system	Polyurethane-coated, steel flat belts
Energy savings / standby mode	Standard
LED lighting	Standard
Permanent monitoring	Optional

Leading-edge technology comes standard



COMFORT AND SILENCE

Flexible belts make our machine up to 80% smaller and up to 50% more efficient than conventional geared machines.



PERFORMANCE

Our patented coated steel belts allow a smooth and quiet ride like never before. No metal-on-metal contacts reduce building vibration and unwanted noises.



SAFETY AND RELIABILITY

Pulse from Otis provides constant analysis of the belts to identify wear and repair needs proactively, meaning less inspection downtime and more safety and efficiency.

01. MACHINE ROOMLESS

All equipment in the hoistway, controller at landing

02. GEARLESS MACHINE

50% smaller / more efficient

03. BELTS

20% lighter than ropes, lubricant free and up to 3 times longer lifetime

04. PULSE

24/7 belts monitoring

05. REGEN DRIVE

Up to 75% more efficient than non-regenerative drives

06. LED LIGHTING

Up to 75% savings when combined with standby features

07. STANDBY MODE

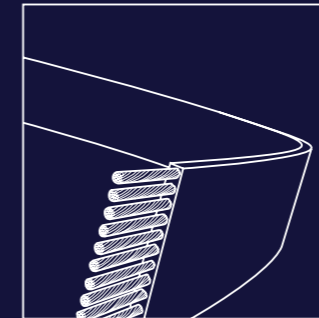
Up to 50% savings on Gen2 elevator standby power

08. RIDE QUALITY

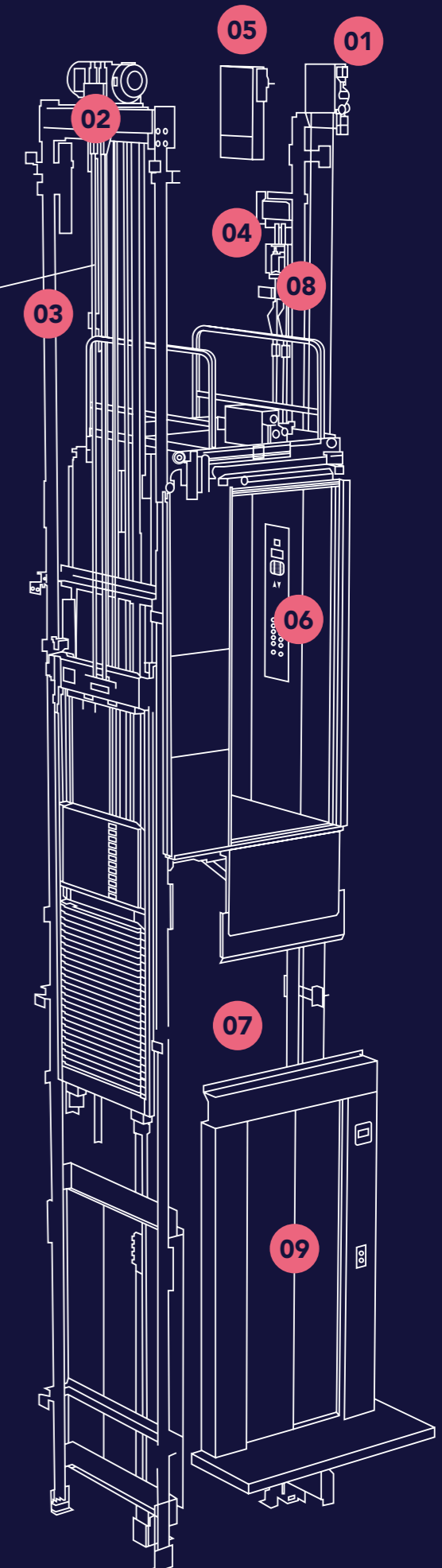
53 [dB(A)] In-car noise and
12 [milli-g] Vibrations x/y/z

09. STOPPING ACCURACY

+/- 3 mm



Patented Otis Gen2 belts replace conventional ropes



Refined living

SKINPLATE COLLECTION



Royal mahogany Dark grey Linen silk Natural silver Structured Silver Marble



Brushed metal

DARK GREY AMBIANCE



Kickplate PVC

ROYAL MAHOGANY AMBIANCE




Kickplate PVC

RUBBER FLOORS



Black stone



Natural cement




MARBLE AMBIANCE

OPTIONAL FLOOR

Cars are available with or without a floor

Refined living

STAINLESS STEEL COLLECTION



Brushed aluminum

Dama

Linen

Buffalo skin

BUFFALO SKIN AMBIANCE

LINEN AMBIANCE




Kickplate PVC



Kickplate PVC

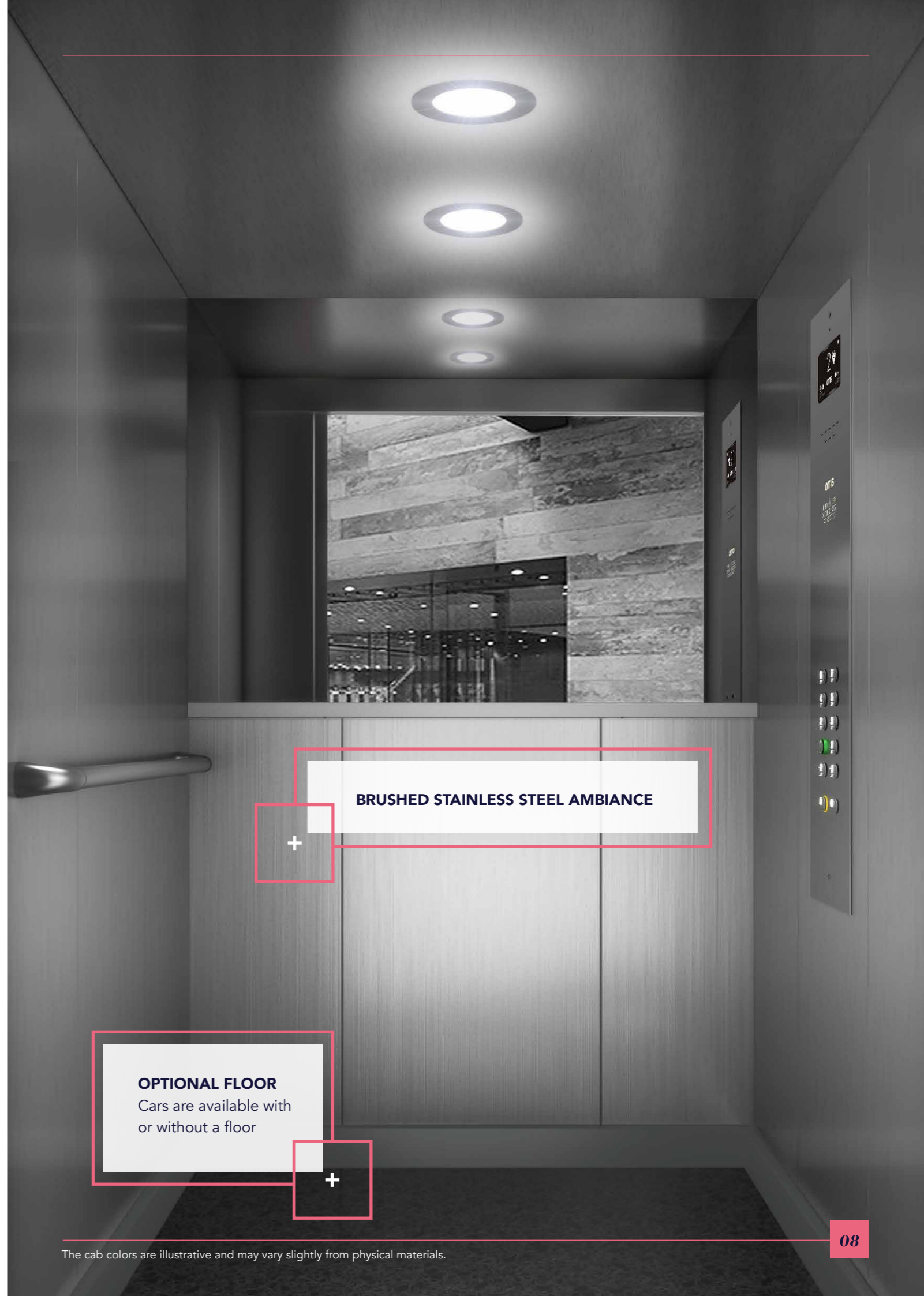
RUBBER FLOORS



Black stone



Natural cement



BRUSHED STAINLESS STEEL AMBIANCE

OPTIONAL FLOOR

Cars are available with or without a floor

Refined living



CONTROL PANEL OPPOSITE HANDRAIL POSITION



CONTROL PANEL SIDE HANDRAIL POSITION




REAR HANDRAIL POSITION

Note: car perspective taken from the floor.
The finish of the COP is in brushed steel.

The cab colors are illustrative and may vary slightly from physical materials.

CEILING

Stainless Steel with LED lights



White skinplate with LED lights



* ONLY UP TO 635 KGS



** ONLY UP TO 1000 KGS (also available in white)

HANDRAILS

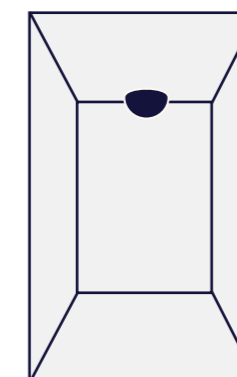


Rounded Bar and Support finish, mirror chrome

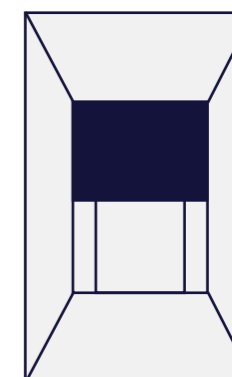


Rounded Bar and Support finish, brushed chrome

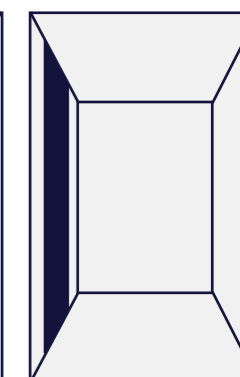
MIRRORS



Rear-view mirror



Full width



Full length central mirror.
Only available for 2 entrances 180°

KICKPLATES

- PVC
- Aluminium brushed chrome or mirror chrome, same finish as the handrail. (Only in case of "Full length central mirror" is necessary aluminium kickplate)

POSITION INDICATORS INSIDE CAR



7" (Consult with your Otis representative to ensure the availability in your market)

Refined living

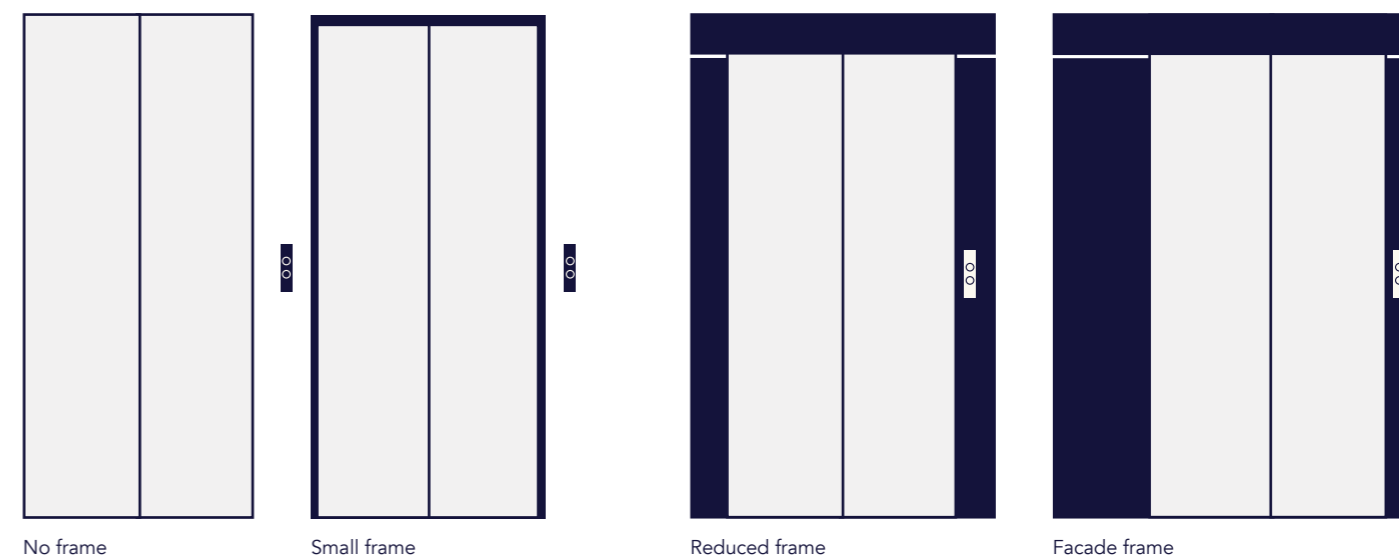


HALL BUTTON
(optional)

PUSHBUTTON
(standard)

LANDING DOORS

Telescopic doors with 2 panels



No frame

Small frame

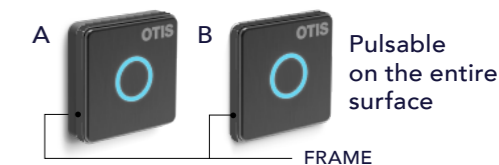
Reduced frame

Facade frame

FIXTURES & INDICATORS

- A. FLAT
- B. FLUSH

Frame colour: Black ●



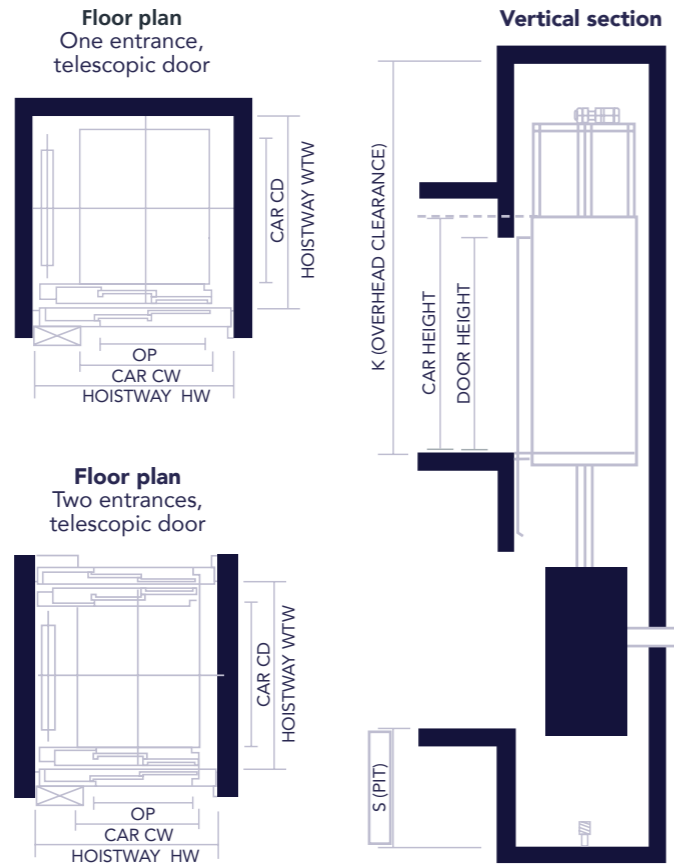
<p>A. 8×8×2.5 cm B. 8×8×0.7 cm</p> <p>Signal Hall Lantern (SQR)</p>	<p>A. 8×8×2.5 cm B. 8×8×0.7 cm</p> <p>HPISQR / CombiSQR</p>	<p>A. 8×8×2.5 cm B. 8×8×0.7 cm</p> <p>Hall Button Box 1 (optional)</p>	<p>A. 8×8×2.5 cm B. 8×8×0.7 cm</p> <p>Hall Button Box 2 (optional)</p>
<p>2.8 cm</p> <p>Simple floor pushbutton on door column (standard)</p>	<p>2.8 cm</p> <p>Collective floor pushbutton on door column (standard)</p>	<p>Out of Order Light A. 8×8×2.5 cm B. 8×8×0.7 cm</p> <p>Braille 10×10 cm</p>	<p>B. 3×13.4 cm</p> <p>CDL. Located in the interior part of the car door frame.</p>

Key Switch optional
A. 8×8×2,5 cm
B. 8×8×0,7 cm



- A. Flat, surface mounted without needing box for embedding, thickness 25 mm (2.5 cm)
- B. Flush, partially embedded in a mechanism box. Protrudes only 7 mm (0.7 cm)

Genesis specifications



Duty load (kgs)	320		400		450		480		525		525		630		1000	
Passenger capacity	4D		5D		6S		6D		7D		7N		8D		13D	
Speed (in m/s)	1															
Car dimension (mm)	Width (CW)		840				1000				1100					
	Depth (CD)		1050	1200	1250	1300	1350	1300	1400	2100						
	Height (CH)		2100 or 2200													
Door dimension (mm)	Opening height (OPH)		2000 or 2100													
	Opening width (OP)	Telescopic (TLD)	700	700 750 (a)	800 900	800 850 (a) 900	800 900	800 850 900	800 900	900						
Hoistway dimension (mm)	Width (HW)		1350	1350	1550 1650	1550 1650	1550 1650	1625 1625 1650	1600 1650 1580 (b)	1650						
	Depth (WTW)		1 entrance	1300	1450	1500	1550	1600	1550	1650	2350					
		2 entrances	1400	1550	1600	1650	1700	1650	1750	2450						
Standard overhead (K) mm		3400*														
Standard pit (S) mm		1000														
Top of car balustrade (mm)		900 or 1100 depending on configurations - possible impact on K dimension														
Maximum number of stops		16														
Maximum rise (m)		45														
Cars in group		up to 2														
Car entrances		1 or 2														

*The overhead could increase 200 mm depending on the hoistway dimensions. Consult OTIS for other dimensions of pit and overhead.

(a) For OP:750/850, OPH=2000 mm.
(b) Option of reduced hoistway for OP:900 and with a HW maximum of 1599 mm.

A TRUSTED GLOBAL PARTNER

+ SALES SERVICES
For every project, you have a dedicated sales representative taking care of your project. Our team will be here to answer your questions from the start of your project until final hand-off.

+ FIELD SERVICES
Every project is unique. That's why you'll have a single field contact at Otis throughout the entirety of your project. They will help with coordination to make your project faster and more efficient.

A COMMITMENT TO EXCEPTIONAL SERVICE

+ OTIS SERVICE
Otisline®, 24/7 service to accelerate responded time to reduced dramatically elevator downtime.

+ eSERVICE CUSTOMER PORTAL
The eService customer portal provides 24/7 remote access to Genesis systems, simplifying elevator management and monitoring. It allows users to view performance data, place service calls. The simple interface is compatible with computers, tablets and mobile operating systems.



— Otis gives people freedom to connect and thrive in a taller, faster, smarter world. The global leader in the manufacture, installation and servicing of elevators and escalators, we move 2.3 billion people a day and maintain more than 2.3 million customer units worldwide – the industry's largest Service portfolio. You'll find us in the world's most iconic structures, as well as residential and commercial buildings, transportation hubs and everywhere people are on the move. Headquartered in Connecticut, USA, Otis is 71,000 people strong, including 42,000 field professionals, all committed to meeting the diverse needs of our customers and passengers in more than 200 countries and territories. To learn more, visit www.otis.com and follow us on LinkedIn, Instagram and Facebook.

OTIS

otis.com

OTIS respects the environment. Recyclable material. When no longer required, please deposit in wastepaper container. OTIS, with the aim of improving the quality of its products, reserves the right to make any technical or aesthetical modifications, at any time without prior notice, to any of its models and components described in this publication, and therefore, OTIS does not guarantee either the availability or the specifications, colours, shapes or any other technical and aesthetical characteristics reproduced herein, coincide at all times with the real characteristics. The settings, drawings and artwork are for illustrative purposes only. For more information, please consult the sales representative of OTIS.