

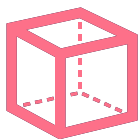
Modular Series

Available in Nova and Life



OTIS

Modular Series



Nova & Life Range



Combinations



Fresh Designs



Three Styles

CLASSIC

Base finish	SS Hairline	SS Mirror finish
Special Panel	5 choices in hairline colours	5 choices in mirror colours

omega

Base finish	SS Hairline	SS Mirror finish
Special Panel	5 choices in etched finishes	5 choices in etched finishes


zeta

Base finish	5 choices of Hairline colours	5 choices of Mirror colours
Special Panel	5 choices in etched finishes	5 choices in etched finishes

Four Editions


AXCENT

An Axcent panel as a focal point, drawing attention and creates a unique and memorable look. Breaks up monotony and injects personality into a space.




TRIFECTA

A Trifecta or three parts achieves balance, harmony, and visual appeal. Each part complements and enhances the others, creating a cohesive and well-balanced composition.



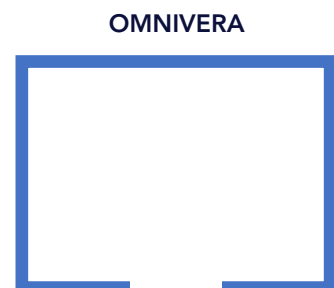
FINESTRA




Inspired by the architectural layout of a traditional window, the Finestra creates balance, symmetry, and visual interest within a composition. It creates a harmonious and aesthetically pleasing arrangement reminiscent of architectural symmetry.



OMNIVERA

Omnivera creates a feeling of uniformity and infinity. A burst of design in all encompassing sense. This design makes for oneness amongst many- and blending into surroundings while retaining identity.



- Base finish 
- SS Hairline/mirror 
- SS Etched finish 

Base finish	SS Hairline	SS Mirror finish
Special Panel	5 choices in hairline colours/ etched patterns	5 choices in mirror colours/ etched patterns

Available Five Stainless Steel Shades

Silver, Black, Bronze, Rose Gold, Champagne Gold- Mirror and Hairline



Five Special Finishes


Bronze Leather




SS Woven




Rhombus



Paisley



Array



CLASSIC



BRONZE-AXCENT



**CHAMPAGNE
GOLD-TRIFECTA**



BLACK-FINESTRA



ROSE GOLD-OMNIVERA

AXCENT



TRIFECTA



FINESTRA



OMNIVERA



A Classic combination of stainless steel hairline or mirror finish in the colours of the range in signature modular designs. The visual appeal of this design contributes to a sense of modernity, sophistication, and architectural harmony.

omega



CHAMPAGNE GOLD- AXCENT



ROSE GOLD-TRIFECTA



BRONZE-FINESTRA



BLACK-OMNIVERA


AXCENT



TRIFECTA



FINESTRA



OMNIVERA



Omega introduces a colour coordinated special stainless steel finish into the range. This design creates a lasting impression and reflects the overall design ethos of the elevator cabin.

zeta



BRONZE-AXCENT




BLACK-TRIFECTA



**CHAMPAGNE
GOLD- FINESTRA**

AXCENT



TRIFECTA



FINESTRA



Zeta combines the best of both worlds of harmonious Stainless steel with special finishes. This premium look can elevate the overall atmosphere of a building, creating spaces that are not only functional but also visually captivating and emotionally engaging.

A Wide Variety Of Options

3 STYLES	4 EDITIONS	2 BASE FINISH	3 CEILINGS	5 COLOURS & SPECIAL FINISHES
CLASSIC	AXCENT	HAIRLINE	CD61	REGULAR WITH WOVEN
OMEGA	TRIFECTA	MIRROR	CD62	BRONZE WITH LEATHER
ZETA	FINESTRA		CD63	CHAMPAGNE WITH RHOMBUS
	OMNIVERA			ROSE GOLD WITH PAISLEY
				BLACK WITH ARRAY

	AXCENT Special Panel on Rear Center Panel	TRIFECTA Special Panel on Three Sides Center Panel	FINESTRA Special Panel on Complete Rear Panel	OMNIVERA Special Panel on all Panels
CLASSIC				
omega				
zeta				

Base finish		SS Hairline		SS Mirror finish	
Special Panel		5 choices in hairline colours/ etched patterns		5 choices in mirror colours/ etched patterns	

Range of Fixtures



Choose your Modular design. >360 Combinations



CEILINGS



CD 61



CD 62



CD 63

HBP17



COP21



OTIS Create- Personalize your project



EXPERIENCE A FULL SUITE OF PERSONALIZED DESIGN TOOLS AND RESOURCES

Whether you're an architect looking to configure models and make structural decisions, a developer navigating complex planning requirements or anyone in between, it's easier to explore new possibilities and make informed decisions based on the unique needs of your project.

YOUR PROJECT STAGE

Design →

YOUR PROJECT STAGE

OTIS CREATE

Simplify elevator system planning with recommended configurations, customized performance details and more - all in a few clicks.

OTIS WEB PLAN LITE

Explore our intuitive tool for planning and designing your own vertical transport solutions. Try out the Web plan Lite for various combinations and find the best fit for your project.

Otis gives people freedom to connect and thrive in a taller, faster, smarter world. The global leader in the manufacture, installation and servicing of elevators and escalators, we move 2 billion people a day and maintain more than 2.1 million customer units worldwide – the industry's largest Service portfolio. You'll find us in the world's most iconic structures, as well as residential and commercial buildings, transportation hubs and everywhere people are on the move. Headquartered in Connecticut, USA, Otis is 70,000 people strong, including 41,000 field professionals, all committed to meeting the diverse needs of our customers and passengers in more than 200 countries and territories. To learn more, visit www.otis.com and follow us on LinkedIn, Instagram, Facebook and Twitter @OtisElevatorCo.